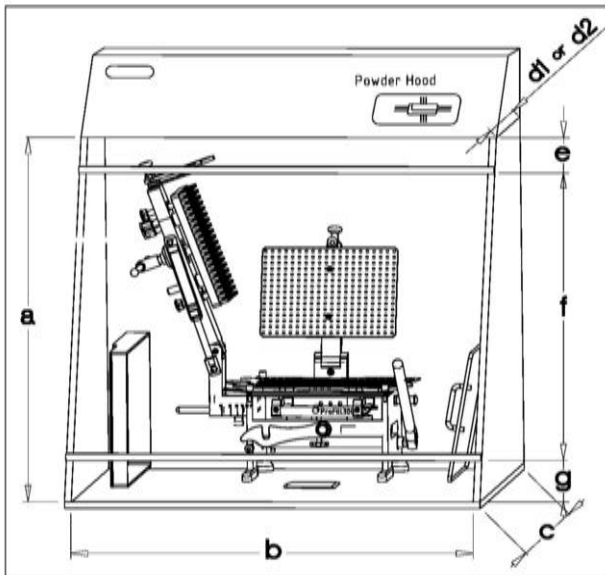


The information below is designed to assist you in selecting a powder hood for the ProFill 3007 or 3008. If you have further questions, feel free to contact your distributor or ProFill through www.capsuleworld.com.



Outside the Powder Hood:

- Empty capsules and filled capsules.
- Orienter.
- Capsule orientation.
- Caps Tray when not in use for separation or locking

Inside the Powder Hood:

- Filler
- Vibrator (if used)
- Powder Tray¹, Push Plate¹, Powder Spreader
- Caps Tray for separation and locking.

Powder Hood for ProFill 3007/8 Filler		Minimum Inner Dimensions Includes Allowance for workspace ²					Top Sash Height ³ (optional)	Opening Required For Operation ³	Bottom Sash Height ³ (optional)
		Height (a)	Width (b)	Depth					
				Bottom (c)	Top				
					Standard (d1)	Alternate (d2)			
Filler	Inch	24	27	23	18	12	2	15-17 ⁴	3
	cm	61	68	58	46	30	5	38-43	8
Filler Mounted On Vibrator	Inch	29	27	23	18	12	5	20	4
	cm	74	68	58	46	30	13	51	10

¹ Powder Tray and Push Plate kept vertically against side walls of powder hood.

² The allowance for workspace is 2 inches (5cm) on the height, 2 inches (5cm) on each of the left and right side (width) and 1.5 inches (4cm) on each of the front and back sides (depth).


³ The dimensions “e”, “f” and “g” are given considering a table height of 29 inches (73 cm). Dimensions may change based on the height of table. Recommended table height is 29-34 inches (73-86cm).

⁴ Recommended Opening Required for Operation is 15-17 inches (38-43 cm), 15 inches (38 cm) is functional whereas 17 inches (43 cm) is optimal. We recommend the operator be in the sitting position instead of standing.

For additional Powder hood views and dimensions contact us.

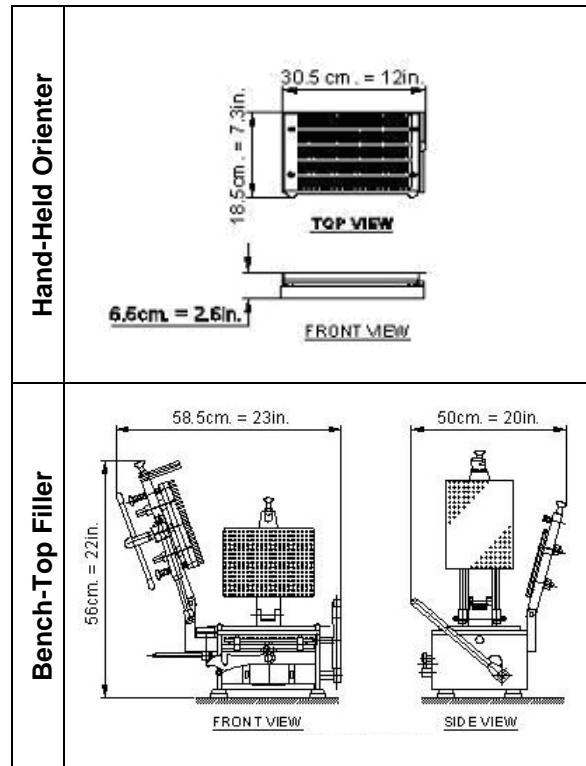


Recommended Operating Table Size

	Width:	48 inches (120cm) is recommended width if filler and orienter are operated on the same table. 34 inches (90 cm) is the minimum width to operate the Profill 300 filler if the orienter is kept on another table. 27 inches (68 cm) is the minimum width to operate under a powder hood.*
	Depth:	30 inches (75cm) depth is recommended. 24 inches (65cm) is the minimum depth and the filler handle will overhang by 2 inches (5cm).
	Height:	29 inches (73cm) or office desk height is recommended if filler is not mounted on optional vibrator. 24 inches (60cm) is recommended if the filler is mounted on optional vibrator.

* See powder hood sizing note. Orienter outside powder hood. Powder Tray and Push Plate kept vertically against inside walls of powder hood.

Outline Drawing



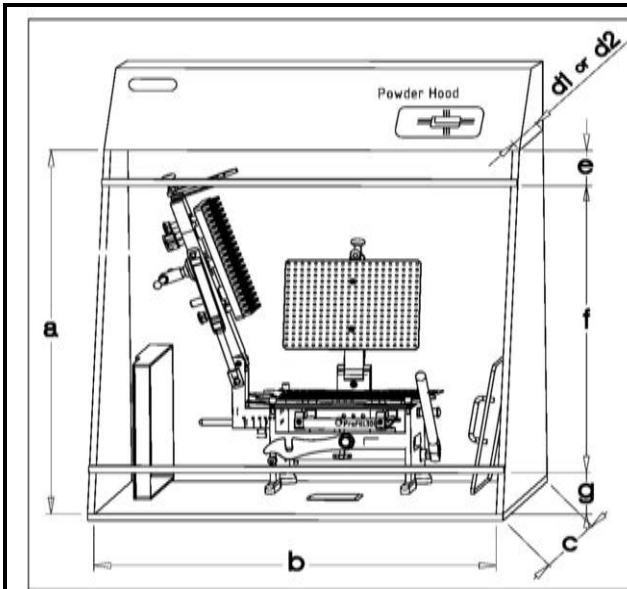
*Filler on Optional Vibrator Height 27.6 inches (70 cm)
Add working space 3-4 inches (7-10cm)*



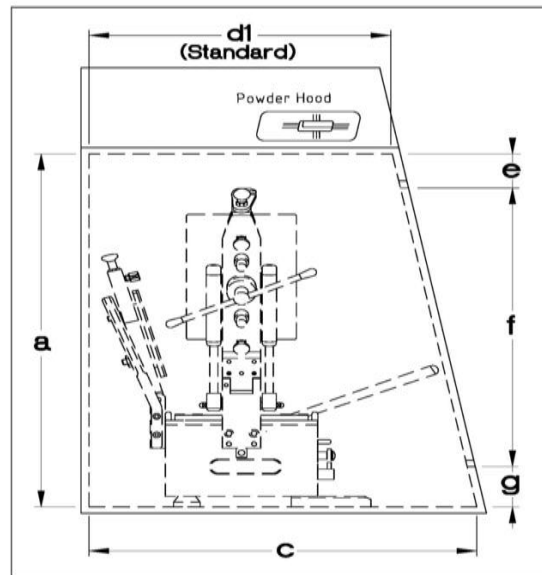
Item	Boxes	Shipping Wt.		Net Wt.	
		Kgs	Lbs	Kgs	Lbs
Bench Top Filler & Hand Held Orienter for one capsule size. Packed in 2 boxes.	Box 1/2	53	117	33	73
	Box 2/2	14	31	11	24
Extra Change Parts (approximately)	Box 1/1	8	18	7	15
Extra Conversion Kit	Box 1/1	7	15	6	13
Vibrator	Box 1/1	40	88	26	57



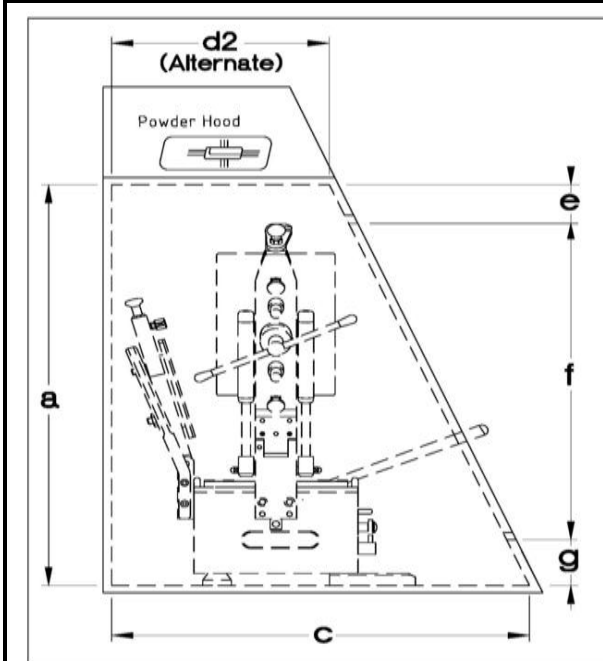
The additional views are designed to assist you in selecting a powder hood for the ProFill 3007 or 3008. Please refer to the chart on page 1 for dimensions.



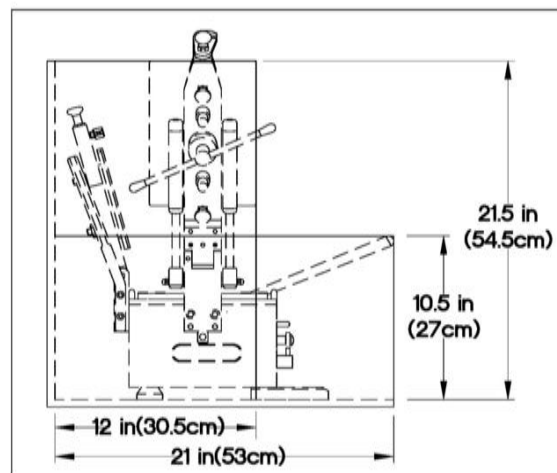
Outline 1(Front View): Powder Hood



Outline 2(Side View): Powder Hood standard dimension ($d1$) for top depth.



Outline 3(Side View): Powder Hood with alternate dimension ($d2$) of top depth.



Outline 4(Side View): Filler Outline dimensions for Powder Hood.

